

**CONSUMPTION OF CHEMICAL PESTICIDES
DURING 2018-19 TO 2022-23**

Unit: Metric Ton(Technical Grade)

Source: States/UTs Zonal Conferences on Inputs (Plant Protection) for Rabi & Kharif Seasons



**CONSUMPTION OF BIO PESTICIDES
DURING 2018-19 TO 2022-23**

Unit: Metric Ton(Technical Grade)

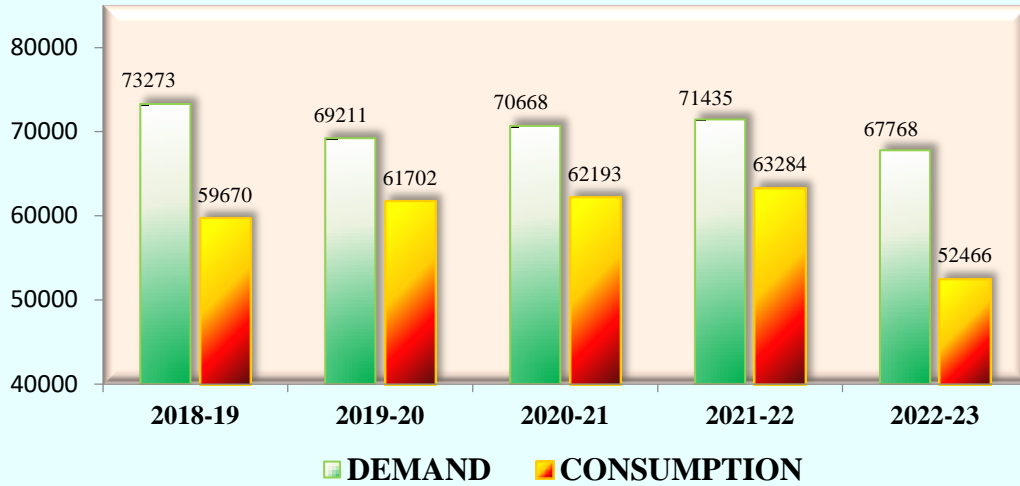
Source: States/UTs Zonal Conferences on Inputs (Plant Protection) for Rabi & Kharif Seasons



ALL INDIA DEMAND vs CONSUMPTION OF CHEMICAL PESTICIDES DURING 2018-19 TO 2022-23

Unit: Metric Ton(Technical Grade)

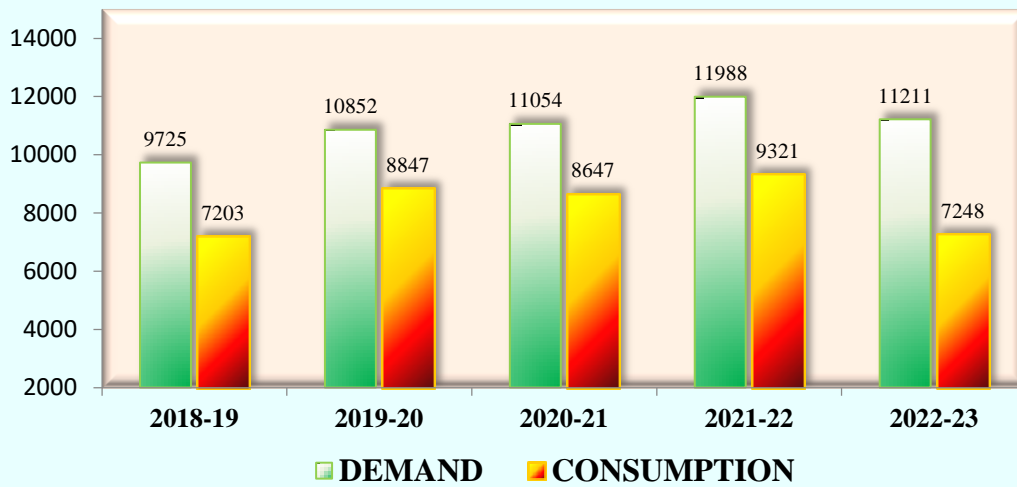
Source: States/UTs Zonal Conferences on Inputs (Plant Protection) for Rabi & Kharif Seasons.



ALL INDIA DEMAND vs CONSUMPTION OF BIO-PESTICIDES DURING 2018-19 TO 2022-23

Unit: Metric Ton(Technical Grade)

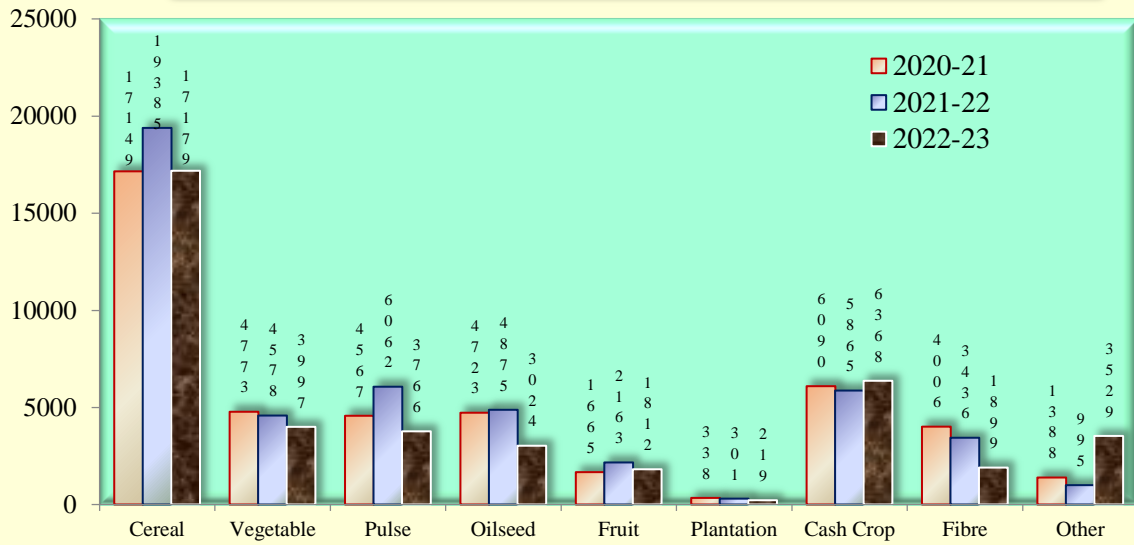
Source: States/UTs Zonal Conferences on Inputs (Plant Protection) for Rabi & Kharif Seasons.



COMMODITY-WISE CONSUMPTION OF CHEMICAL PESTICIDES DURING 2020-21 TO 2022-23

Unit: Metric Ton(Technical Grade)

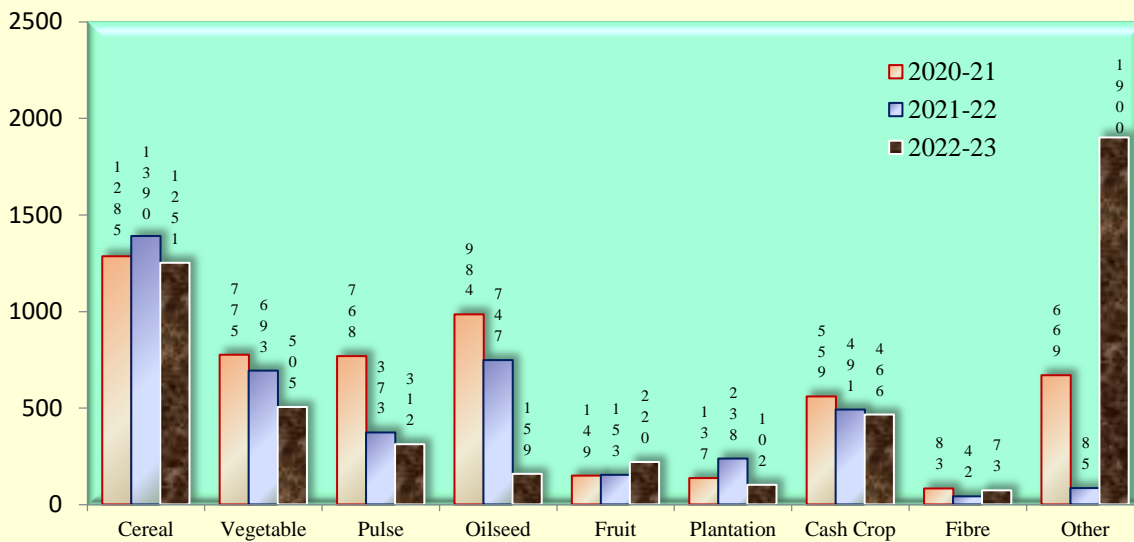
Source: States/UTs Zonal Conferences on Inputs (Plant Protection) for Kharif & Rabi Seasons.



COMMODITY-WISE CONSUMPTION OF BIO-PESTICIDES DURING 2020-21 TO 2022-23

Unit: Metric Ton(Technical Grade)

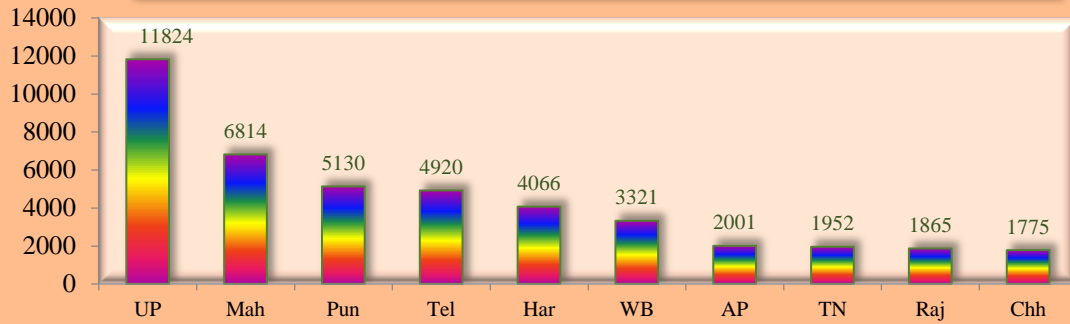
Source: States/UTs Zonal Conferences on Inputs (Plant Protection) for Kharif & Rabi Seasons.



TOP TEN STATES WITH MOST CONSUMPTION OF CHEMICAL PESTICIDES

Unit: Metric Ton(Technical Grade)

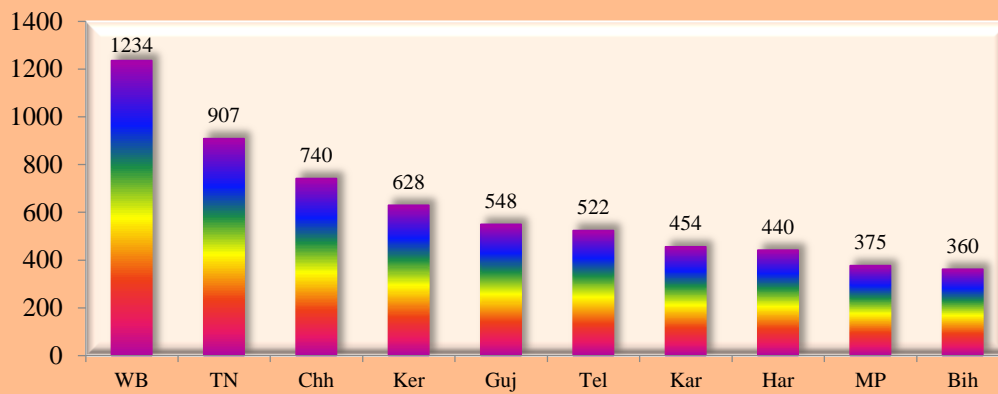
Source: States/UTs Zonal Conferences on Inputs (Plant Protection) for Kharif & Rabi Seasons.



TOP TEN STATES WITH MOST CONSUMPTION OF BIO-PESTICIDES

Unit: Metric Ton(Technical Grade)

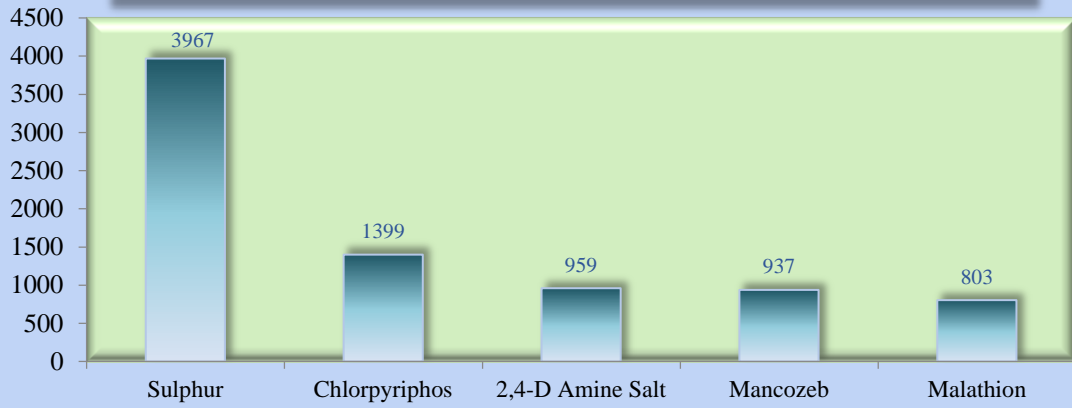
Source: States/UTs Zonal Conferences on Inputs (Plant Protection) for Kharif & Rabi Seasons.



CONSUMPTION OF TOP FIVE CHEMICAL PESTICIDES DURING 2022-23

Unit: Metric Ton(Technical Grade)

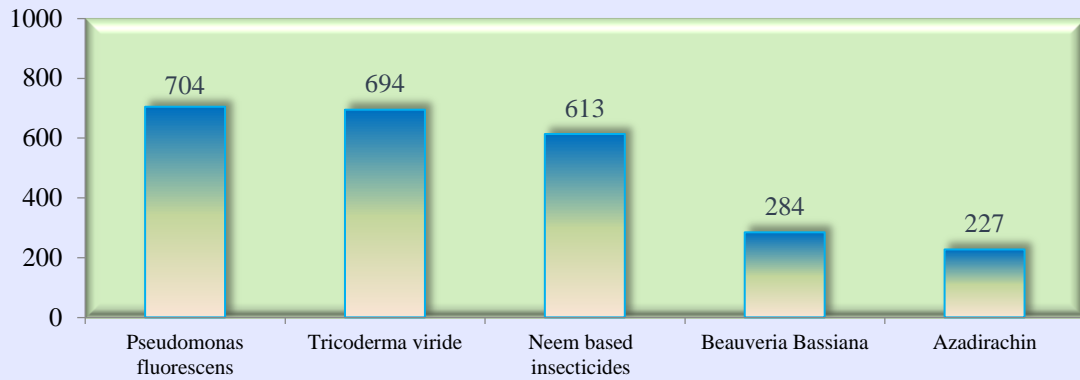
Source: States/UTs Zonal Conferences on Inputs (Plant Protection) for Kharif & Rabi Seasons.



CONSUMPTION OF TOP FIVE BIO-PESTICIDES DURING 2022-23

Unit: Metric Ton(Technical Grade)

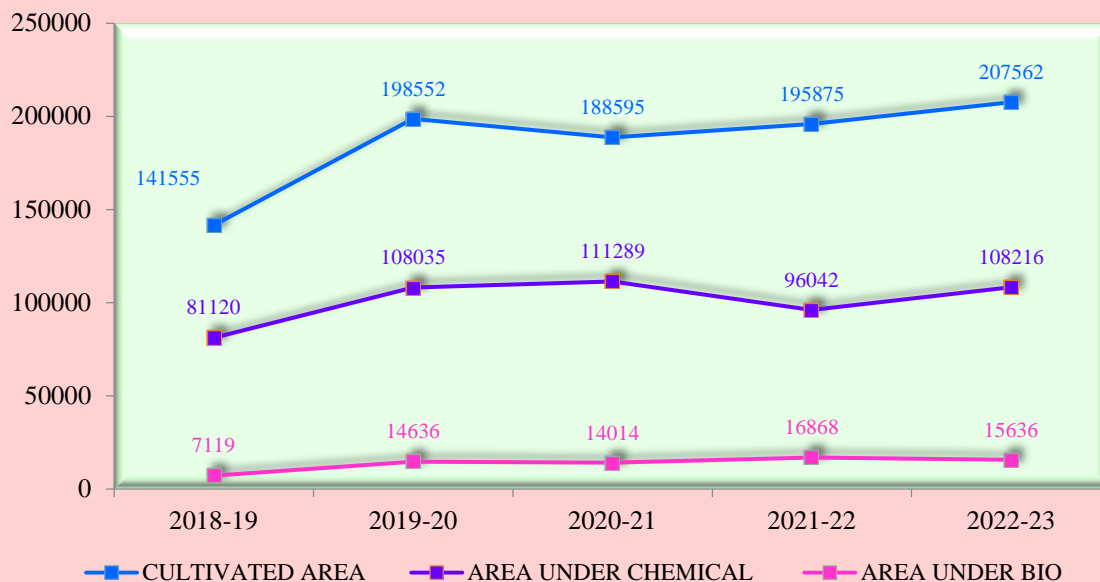
Source: States/UTs Zonal Conferences on Inputs (Plant Protection) for Kharif & Rabi Seasons.



STATISTICS OF AREA UNDER CULTIVATION, CHEMICAL PESTICIDES & BIOPESTICIDES DURING 2018-19 TO 2022-23

Unit: '000' Hectare

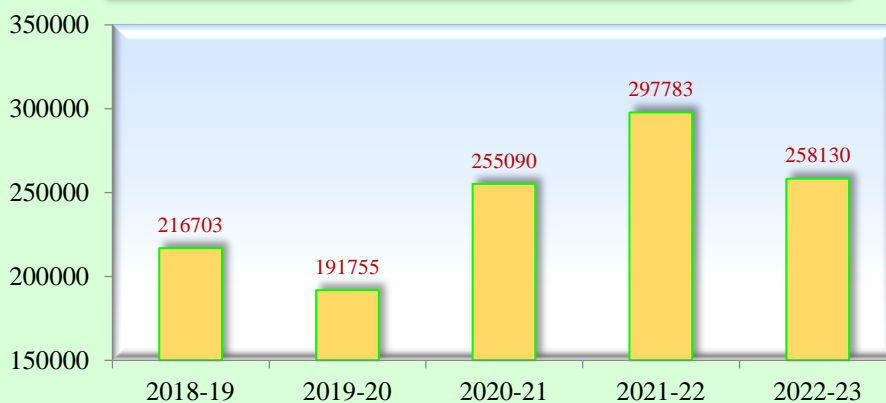
Source: States/UTs Zonal Conferences on Inputs (Plant Protection) for Kharif & Rabi Seasons.



PRODUCTION OF TECHNICAL GRADE PESTICIDES

Unit: Metric Ton (Technical Grade)

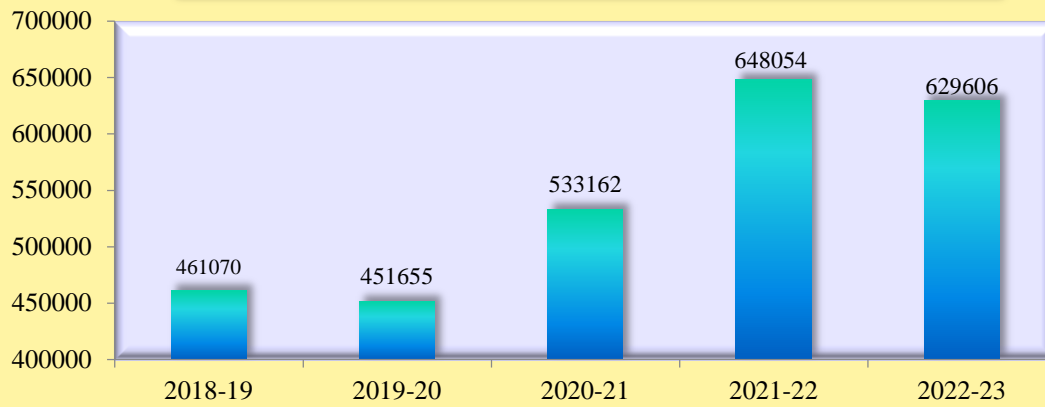
Source: D/o Chemicals & Petro-Chemicals, M/o Chemicals & Fertilizers



INDIA'S EXPORT OF PESTICIDES

Unit: Qty. in Metric Ton

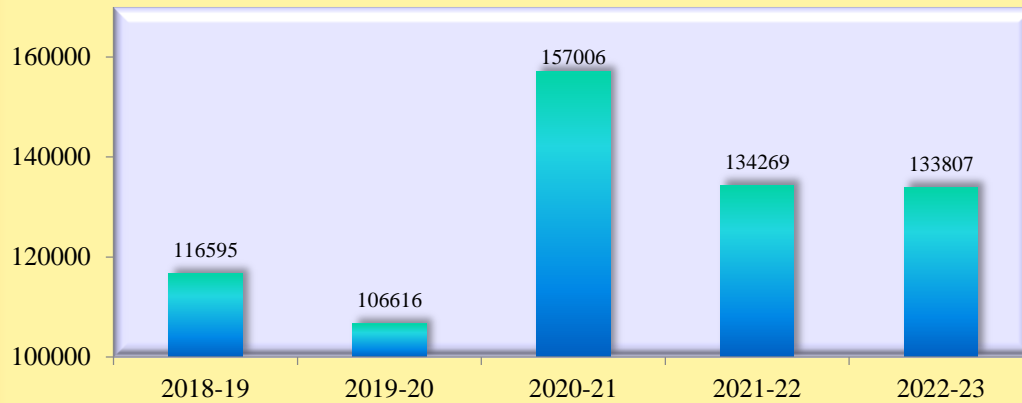
Source: Directorate General of Commercial Intelligence and Statistics Kolkata, W.B.



INDIA'S IMPORT OF PESTICIDES

Unit: Qty. in Metric Ton

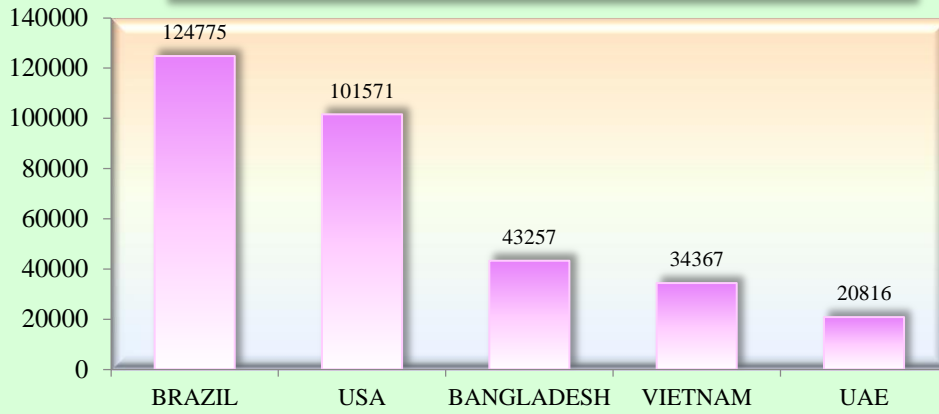
Source: Directorate General of Commercial Intelligence and Statistics Kolkata, W.B.



India's Export to Top Five Countries During 2022-23

Unit : Quantity in MetricTon

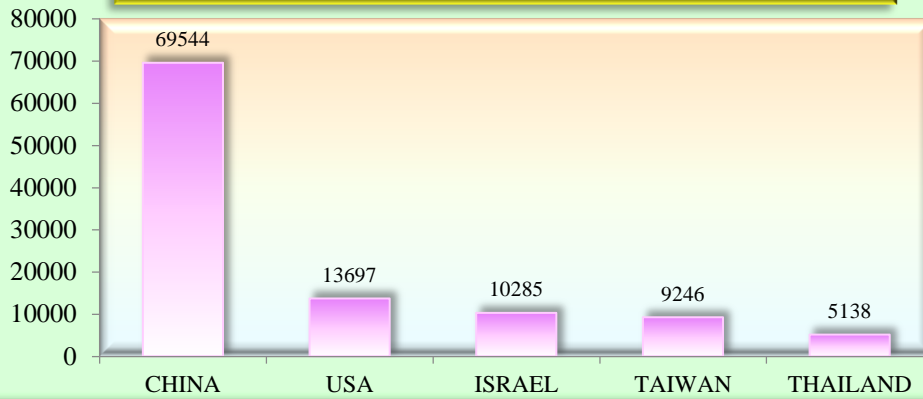
Source: Dte. General of Commercial Intelligence & Statistics, Kolkata,W.B.



India's Import from Top Five Countries During 2022-23

Unit: Quantity in MetricTon

Source: Dte. General of Commercial Intelligence & Statistics, Kolkata,W.B.



An Analysis on Import, Export, Production & Consumption of pesticides

Source: Production- DCPC, Import,Export- DGCIS, Consumption- States/UTs
Units: Production in MT TG, Import-Export in MT, Consumption in MT TG

